

WHIRLPOOL

PREPARATION AND VENTILATION

04/2013



www.whirlpool-professional.com


SENSING THE DIFFERENCE

WHIRLPOOL PREPARATION AND VENTILATION

The Whirlpool professional preparation and ventilation series features a complete range of products from work tables, sinks and storage units to different types of hoods, which ensures that your working space will always be perfectly organized.

The range consists of:

- Preparation products
- Ventilation hoods

The preparation product range in AISI 304 Scotch-Brite Stainless Steel offers consistency, maximum performance and reliability.

All worktops come with flattened lower edges and all products feature 40x40 mm square-section tubular legs. Accessories are also available to complete the range and meet individual requirements of a well-organized professional environment. The ventilation product range is available in both AISI 304 and AISI 430 Stainless Steel. All products include labyrinth filters which ensure greater safety, easy cleaning with constant and lasting efficiency.



external dimensions mm WxDxH



net weight Kg



filter 400x500 mm



fan



tanks mm/n°



gross volume m³



voltage V

WORK TABLES

Work tables-disassembled

AGS 230/WP - AGS 231/WP - AGS 232/WP - AGS 233/WP - AGS 234/WP
 AGS 235/WP - AGS 236/WP - AGS 237/WP - AGS 238/WP - AGS 239/WP - AGS 240/WP



- Waterproofed, soundproof reinforced underframe
- Can be accessorised with drawers, shelves and wheels

CODE			
AGS 230/WP	1000x700x900	30	0,027
AGS 231/WP	1100x700x900	33	0,030
AGS 232/WP	1200x700x900	36	0,032
AGS 233/WP	1300x700x900	39	0,035
AGS 234/WP	1400x700x900	39	0,037
AGS 235/WP	1500x700x900	45	0,040
AGS 236/WP	1600x700x900	48	0,042
AGS 237/WP	1700x700x900	48	0,045
AGS 238/WP	1800x700x900	54	0,048
AGS 239/WP	1900x700x900	57	0,050
AGS 240/WP	2000x700x900	57	0,053

Work tables with backguard

AGS 241/WP - AGS 242/WP - AGS 243/WP
 AGS 244/WP - AGS 245/WP - AGS 246/WP
 AGS 247/WP - AGS 248/WP - AGS 249/WP
 AGS 250/WP - AGS 251/WP



- Rear backguard h 100 mm

Work tables with bowl and backguard

AGS 253/WP - AGS 254/WP - AGS 255/WP
 AGS 256/WP



- Rear backguard h 100 mm
- Overflow pipe and drain included
- Can be accessorised with drawers, shelves, syphons and taps

CODE			
AGS 241/WP	1000x700x900	30	0,027
AGS 242/WP	1100x700x900	33	0,030
AGS 243/WP	1200x700x900	36	0,032
AGS 244/WP	1300x700x900	38	0,035
AGS 245/WP	1400x700x900	42	0,037
AGS 246/WP	1500x700x900	45	0,039
AGS 247/WP	1600x700x900	48	0,042
AGS 248/WP	1700x700x900	51	0,045
AGS 249/WP	1800x700x900	54	0,048
AGS 250/WP	1900x700x900	57	0,050
AGS 251/WP	2000x700x900	60	0,053

CODE				
AGS 253/WP 	1400x700x900	400x400x200	45	0,053
AGS 254/WP 	1400x700x900	400x400x200	45	0,053
AGS 255/WP 	1800x700x900	400x400x200	57	0,068
AGS 256/WP 	1800x700x900	400x400x200	57	0,068

Corner work table with backguard-disassembled










AGS 252/WP














CODE			
AGS 252/WP	750x750x900	20	0,208

WORK TABLES

Accessories

AGS 195		table shelf for 1000 mm tables - 960x540x40 mm
AGS 196		table shelf for 1100 mm tables - 1060x540x40 mm
AGS 197		table shelf for 1200 mm tables - 1160x540x40 mm
AGS 198		table shelf for 1300 mm tables - 1260x540x40 mm
AGS 199		table shelf for 1400 mm tables - 1360x540x40 mm
AGS 200		table shelf for 1500 mm tables - 1460x540x40 mm
AGS 201		table shelf for 1600 mm tables - 1560x540x40 mm
AGS 202		table shelf for 1700 mm tables - 1660x540x40 mm
AGS 203		table shelf for 1800 mm tables - 1760x540x40 mm
AGS 204		table shelf for 1900 mm tables - 1860x540x40 mm
AGS 205		table shelf for 2000 mm tables - 1960x540x40 mm

PREPARATION

AGS 206		double plastic drain syphon 1,5" - 190x190x90 mm
AGS 207		single plastic drain syphon 1,5" - 190x190x90 mm
AGS 208		mixer tap with swivel spout 1/2"
AGS 210		elbow operated mixer tap 1/2"
AGS 211		mixer tap with spray arm 1/2"
AGS 212		mixer tap, elbow operated with spray arm and spout 1/2"
AGS 213		drawer for GN 1/1 - 400x630x150 mm
AGS 214		drawer 600 mm - 600x630x150 mm
AGS 215		chest of 3 drawers GN 1/1 - 400x630x600 mm need table under-shelf
AGS 216		chest of 3 drawers 600 mm - 600x630x600 mm need table under-shelf
AGS 217		set of 4 wheels for tables (2 with brakes) ø 100 mm

WORK TABLES - WASH SINKS

Meat preparation tables

AGS 258/WP - AGS 259/WP



- Supplied with: polythene chopping boards, knife-holder, perforated top and liquid waste tray
- Can be accessorised with castors, shelves, wall-mounted sterilising knife cabinet

Vegetable preparation tables

AGS 260/WP - AGS 261/WP



- Supplied with: panelled sink with drain and overflow pipe, polythene chopping boards, waste hole
- Can be accessorised with shelves, syphon, taps, wall-mounted sterilising knife cabinet

CODE			
AGS 258/WP	1200x700x900	27	0,321
AGS 259/WP	1800x700x900	40	0,492

CODE			
AGS 260/WP	1200x700x900	55	0,596
AGS 261/WP	1800x700x900	65	1,362

Wash sinks

AGS 275/WP - AGS 276/WP - AGS 277/WP



CODE				
AGS 275/WP 	1200x700x900	1100x500x350	50	0,593
AGS 276/WP 	1400x700x900	1200x500x350	60	0,980
AGS 277/WP 	1800x700x900	2 - 800x500x350	72	0,878

Sinks on legs with backguard

AGS 262/WP - AGS 263/WP - AGS 264/WP - AGS 265/WP - AGS 266/WP
AGS 267/WP - AGS 268/WP - AGS 269/WP - AGS 270/WP



- Drain and overflow pipe supplied
- Can be accessorised with false bottom, overflow filter, undershelves, syphon, taps




CODE				
AGS 262/WP 	700x700x900	600x500x250	20	0,367
AGS 263/WP 	1200x700x900	600x500x250	42	0,587
AGS 264/WP 	1200x700x900	600x500x250	42	0,563
AGS 265/WP 	1200x700x900	2 - 500x500x250	42	0,587
AGS 266/WP 	1400x700x900	600x500x250	44	0,682
AGS 267/WP 	1400x700x900	600x500x250	44	0,682
AGS 268/WP 	1400x700x900	2 - 600x500x250	46	0,682
AGS 269/WP 	1800x700x900	2 - 600x500x250	48	0,871
AGS 270/WP 	1800x700x900	2 - 600x500x250	48	0,871

HAND WASHBASIN

Wall mounted hand wash sink

AGS 257/WP






CODE			
AGS 257/WP	400x310x300	9	0,125

Soap dispenser for hand wash basin

AGS 192/WP



CODE			
AGS 192/WP	100x100x200	1	0,003

Accessories

AGS 218		lower shelf for 700 mm sink - 660x540x40 mm
AGS 197		lower shelf for 1200 mm sink - 1160x540x40 mm
AGS 199		lower shelf for 1400 mm sink - 1360x540x40 mm
AGS 203		lower shelf for 1800 mm sink - 1760x540x40 mm
AGS 222		lower shelf for 2100 mm sink - 2060x540x40 mm
AGS 223		lower shelf for 2400 mm sink - 2360x540x40 mm
AGS 224		lower shelf for 2800 mm sink - 2760x540x40 mm

CUPBOARD SINK UNITS

Cupboard sink units




AGS 278/WP - AGS 279/WP - AGS 280/WP - AGS 281/WP - AGS 282/WP
AGS 283/WP - AGS 284/WP - AGS 285/WP - AGS 286/WP



- Soundproofed bowl
- Soundproofed sliding doors
- Drain and overflow pipe supplied
- Can be accessorised with false bottom, overflow filter, syphon, taps

CODE				
AGS 278/WP 	700x700x900	600x500x250	35	0,027
AGS 279/WP 	1200x700x900	600x500x250	50	0,030
AGS 280/WP 	1200x700x900	600x500x250	50	0,032
AGS 281/WP 	1200x700x900	2 - 500x500x250	50	0,035
AGS 282/WP 	1400x700x900	600x500x250	58	0,037
AGS 283/WP 	1400x700x900	600x500x250	58	0,039
AGS 284/WP 	1400x700x900	2 - 600x500x250	58	0,042
AGS 285/WP 	1800x700x900	2 - 600x500x250	75	0,045
AGS 286/WP 	1800x700x900	2 - 600x500x250	80	0,048

Accessories

<p>AGS 206</p>		<p>double plastic drain syphon 1,5" - 190x190x90 mm</p>
<p>AGS 207</p>		<p>single plastic drain syphon 1,5" - 190x190x90 mm</p>
<p>AGS 227</p>		<p>overflow filter for bowl - 280x40 mm</p>
<p>AGS 228</p>		<p>false bottom for left and right bowl - 500x500x50 mm</p>

CUPBOARDS

Cupboards

AGS 291/WP - AGS 292/WP
AGS 293/WP - AGS 294/WP
AGS 295/WP - AGS 296/WP



- Waterproof, soundproofed, reinforced underframe
- Soundproofed sliding doors and height-adjustable intermediate shelf
- Can be accessorised with castors

Cupboards with backguard

AGS 297/WP - AGS 298/WP
AGS 299/WP - AGS 300/WP
AGS 301/WP - AGS 302/WP



- Waterproof, soundproofed, reinforced underframe
- Soundproofed sliding doors and height-adjustable intermediate shelf
- Can be accessorised with castors

CODE			
AGS 291/WP	1000x700x900	67	0,796
AGS 292/WP	1200x700x900	70	0,918
AGS 293/WP	1400x700x900	95	1,102
AGS 294/WP	1600x700x900	110	1,255
AGS 295/WP	1800x700x900	120	1,408
AGS 296/WP	2000x700x900	130	1,561

CODE			
AGS 297/WP	1000x700x900	72	0,850
AGS 298/WP	1200x700x900	74	0,903
AGS 299/WP	1400x700x900	95	1,177
AGS 300/WP	1600x700x900	115	1,341
AGS 301/WP	1800x700x900	120	1,504
AGS 302/WP	2000x700x900	140	1,668

Corner cupboard with backguard

AGS 303/WP



CODE			
AGS 303/WP	1100x1100x900	85	1,417

Hot cupboards

AGS 310/WP - AGS 311/WP
AGS 312/WP - AGS 313/WP
AGS 314/WP - AGS 315/WP



- Ventilated heating, temperature up to 70°C
- Waterproof, soundproofed, reinforced underframe
- Soundproofed sliding doors and intermediate shelf
- Can be accessorised with castors

CODE			
AGS 310/WP	1000x700x900	72	0,796
AGS 311/WP	1200x700x900	100	1,102
AGS 312/WP	1400x700x900	100	1,102
AGS 313/WP	1600x700x900	115	1,255
AGS 314/WP	1800x700x900	130	1,408
AGS 315/WP	2000x700x900	130	1,561

Hot cupboards cupboards with backguard

AGS 316/WP - AGS 317/WP
AGS 318/WP - AGS 319/WP
AGS 320/WP - AGS 321/WP



- Ventilated heating, temperature up to 70°C
- Waterproof, soundproofed, reinforced underframe
- Soundproofed sliding doors and intermediate shelf
- Can be accessorised with castors

CODE			
AGS 316/WP	1000x700x900	72	0,850
AGS 317/WP	1200x700x900	74	0,957
AGS 318/WP	1400x700x900	100	1,177
AGS 319/WP	1600x700x900	120	1,341
AGS 320/WP	1800x700x900	130	1,504
AGS 321/WP	2000x700x900	135	1,668

PASS-THROUGH CUPBOARD

Pass-through cupboard

AGS 304/WP - AGS 305/WP
AGS 306/WP - AGS 307/WP
AGS 308/WP - AGS 309/WP



- Waterproof, soundproofed, reinforced underframe
- Soundproofed sliding doors and height-adjustable intermediate shelf
- Can be accessorised with castors

Pass-through hot cupboard

AGS 322/WP - AGS 323/WP
AGS 324/WP - AGS 325/WP
AGS 326/WP - AGS 327/WP



- Ventilated heating, temperature up to 70°C
- Waterproof, soundproofed, reinforced underframe
- Soundproofed sliding doors and intermediate shelf
- Can be accessorised with castors

CODE			
AGS 304/WP	1000x700x900	67	0,734
AGS 305/WP	1200x700x900	70	0,734
AGS 306/WP	1400x700x900	76	1,022
AGS 307/WP	1600x700x900	105	1,166
AGS 308/WP	1800x700x900	120	1,310
AGS 309/WP	2000x700x900	130	1,454

CODE			
AGS 322/WP	1000x700x900	75	0,796
AGS 323/WP	1200x700x900	100	0,878
AGS 324/WP	1400x700x900	115	1,102
AGS 325/WP	1600x700x900	120	1,255
AGS 326/WP	1800x700x900	130	1,408
AGS 327/WP	2000x700x900	135	1,561

Shelving units

AGS 328/WP - AGS 329/WP
AGS 330/WP - AGS 331/WP
AGS 332/WP - AGS 333/WP



- Including legs and height-adjustable solid shelves

Pan cupboards

AGS 335/WP



- Soundproofed sliding doors
- 2 height-adjustable intermediate shelves and 1 central fixed shelf

CODE			
AGS 328/WP	1000x580x1800	30	0,470
AGS 329/WP	1100x580x1800	35	0,470
AGS 330/WP	1300x580x1800	40	0,470
AGS 331/WP	1500x580x1800	45	0,470
AGS 332/WP	1700x580x1800	50	0,470
AGS 333/WP	1900x580x1800	55	0,470

CODE			
AGS 335/WP	2000x700x1600	155	2,560

AGS 348/WP - AGS 349/WP - AGS 350/WP - AGS 351/WP - AGS 352/WP - AGS 353/WP

Shelves



- Solid or perforated shelf thickness 10/10 with flattened lower edges
- Brackets supplied for adjusting shelf height

CODE			
AGS 348/WP	1000x300x30	4,8	0,040
AGS 349/WP	1200x300x30	5,6	0,040
AGS 350/WP	1300x300x30	6,4	0,050
AGS 351/WP	1600x300x30	7,2	0,060
AGS 352/WP	1800x300x30	8,0	0,070
AGS 353/WP	2000x300x30	8,8	0,070

Wall units

AGS 336/WP - AGS 337/WP
AGS 338/WP - AGS 339/WP
AGS 340/WP - AGS 341/WP - AGS 342/WP



- Height adjustable intermediate shelf with flattened lower edges
- Supplied with brackets for attachment to walls

Wall units with sliding doors

AGS 343/WP - AGS 344/WP
AGS 345/WP - AGS 346/WP
AGS 347/WP



- Height adjustable intermediate shelf with flattened lower edges
- Soundproofed sliding doors
- Supplied with brackets for attachment to walls

CODE			
AGS 336/WP	600x400x650	14	0,190
AGS 337/WP	800x400x650	17	0,250
AGS 338/WP	1000x400x650	19	0,320
AGS 339/WP	1200x400x650	22	0,380
AGS 340/WP	1400x400x650	25	0,440
AGS 341/WP	1600x400x650	27	0,500
AGS 342/WP	1800x400x650	30	0,570

CODE			
AGS 343/WP	1000x400x650	26	0,210
AGS 344/WP	1200x400x650	30	0,250
AGS 345/WP	1400x400x650	34	0,290
AGS 346/WP	1600x400x650	38	0,340
AGS 347/WP	1800x400x650	42	0,380

Traditional series 90 cm

AISI 430

AGS 482/WP - AGS 483/WP - AGS 484/WP
 AGS 485/WP - AGS 486/WP - AGS 487/WP
 AGS 488/WP - AGS 489/WP - AGS 490/WP
 AGS 491/WP

AISI 304

AGS 610/WP - AGS 611/WP - AGS 612/WP
 AGS 613/WP - AGS 614/WP - AGS 615/WP
 AGS 616/WP - AGS 617/WP - AGS 618/WP
 AGS 619/WP

Traditional series 110 cm

AISI 430

AGS 492/WP - AGS 493/WP - AGS 494/WP
 AGS 495/WP - AGS 496/WP - AGS 497/WP
 AGS 498/WP - AGS 499/WP - AGS 500/WP
 AGS 501/WP

AISI 304

AGS 620/WP - AGS 621/WP - AGS 622/WP
 AGS 623/WP - AGS 624/WP - AGS 625/WP
 AGS 626/WP - AGS 627/WP - AGS 628/WP
 AGS 629/WP



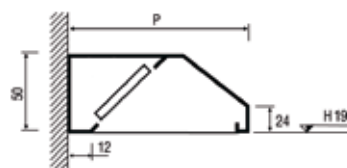
- The traditional wall-mounted hood line can be used in any kitchen, however small
- Supplied with: impact filters and condensating tray in AISI 430 or AISI 304 Stainless Steel (depending on the hood material)



- The traditional wall-mounted hood line can be used in any kitchen, however small
- Supplied with: impact filters and condensate tray in AISI 430 or AISI 304 Stainless Steel (depending on the hood material)

AISI 430 CODE	AISI 304 CODE			
AGS 482/WP	AGS 610/WP	1200x900x500	35	2
AGS 483/WP	AGS 611/WP	1400x900x500	38	2
AGS 484/WP	AGS 612/WP	1600x900x500	41	2
AGS 485/WP	AGS 613/WP	2000x900x500	48	4
AGS 486/WP	AGS 614/WP	2400x900x500	54	4
AGS 487/WP	AGS 615/WP	2800x900x500	60	5
AGS 488/WP	AGS 616/WP	3000x900x500	63	5
AGS 489/WP	AGS 617/WP	3200x900x500	67	6
AGS 490/WP	AGS 618/WP	3600x900x500	72	6
AGS 491/WP	AGS 619/WP	4000x900x500	79	7

AISI 430 CODE	AISI 304 CODE			
AGS 492/WP	AGS 620/WP	1200x1100x500	37	2
AGS 493/WP	AGS 621/WP	1400x1100x500	40	2
AGS 494/WP	AGS 622/WP	1600x1100x500	43	2
AGS 495/WP	AGS 623/WP	2000x1100x500	50	4
AGS 496/WP	AGS 624/WP	2400x1100x500	58	4
AGS 497/WP	AGS 625/WP	2800x1100x500	64	5
AGS 498/WP	AGS 626/WP	3000x1100x500	67	5
AGS 499/WP	AGS 627/WP	3200x1100x500	71	6
AGS 500/WP	AGS 628/WP	3600x1100x500	77	6
AGS 501/WP	AGS 629/WP	4000x1100x500	85	7



ISLAND TYPE HOODS

Traditional series 180 cm

AISI 430

AGS 502/WP - AGS 503/WP - AGS 504/WP
 AGS 505/WP - AGS 506/WP - AGS 507/WP
 AGS 508/WP - AGS 509/WP

AISI 304

AGS 630/WP - AGS 631/WP - AGS 632/WP
 AGS 633/WP - AGS 634/WP - AGS 635/WP
 AGS 636/WP - AGS 637/WP

Traditional series 220 cm


AISI 430

AGS 510/WP - AGS 511/WP - AGS 512/WP
 AGS 513/WP - AGS 514/WP - AGS 515/WP
 AGS 516/WP - AGS 517/WP

AISI 304


AGS 638/WP - AGS 639/WP - AGS 640/WP
 AGS 641/WP - AGS 642/WP - AGS 643/WP
 AGS 644/WP - AGS 645/WP

180 cm









- The traditional line of central hoods can be used in any kitchen, however small
- Supplied with: impact filters and condensating tray in AISI 430 or AISI 304 Stainless Steel (depending on the hood material)

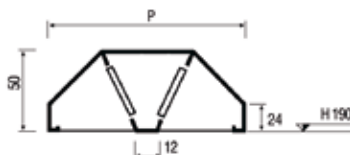
220 cm



- The traditional line of central hoods can be used in any kitchen, however small
- Supplied with: impact filters and condensating tray in AISI 430 or AISI 304 Stainless Steel (depending on the hood material)

AISI 430 CODE	AISI 304 CODE			
AGS 502/WP	AGS 630/WP	1600x1800x500	72	4
AGS 503/WP	AGS 631/WP	2000x1800x500	77	8
AGS 504/WP	AGS 632/WP	2400x1800x500	92	8
AGS 505/WP	AGS 633/WP	2800x1800x500	102	10
AGS 506/WP	AGS 634/WP	3000x1800x500	105	10
AGS 507/WP	AGS 635/WP	3200x1800x500	108	12
AGS 508/WP	AGS 636/WP	3600x1800x500	118	12
AGS 509/WP	AGS 637/WP	4000x1800x500	125	14

AISI 430 CODE	AISI 304 CODE			
AGS 510/WP	AGS 638/WP	1600x2200x500	82	4
AGS 511/WP	AGS 639/WP	2000x2200x500	86	8
AGS 512/WP	AGS 640/WP	2400x2200x500	94	10
AGS 513/WP	AGS 641/WP	2800x2200x500	109	10
AGS 514/WP	AGS 642/WP	3000x2200x500	110	10
AGS 515/WP	AGS 643/WP	3200x2200x500	112	12
AGS 516/WP	AGS 644/WP	3600x2200x500	121	12
AGS 517/WP	AGS 645/WP	4000x2200x500	130	14



Standard series 70 cm

AISI 430

AGS 405/WP - AGS 406/WP - AGS 407/WP
 AGS 408/WP - AGS 409/WP - AGS 410/WP
 AGS 411/WP - AGS 412/WP - AGS 413/WP
 AGS 414/WP - AGS 415/WP

AISI 304

AGS 518/WP - AGS 519/WP - AGS 520/WP
 AGS 521/WP - AGS 522/WP - AGS 523/WP
 AGS 524/WP - AGS 525/WP - AGS 526/WP
 AGS 527/WP - AGS 528/WP


Standard series 90 cm

AISI 430


AGS 416/WP - AGS 417/WP - AGS 418/WP
 AGS 419/WP - AGS 420/WP - AGS 421/WP
 AGS 422/WP - AGS 423/WP - AGS 424/WP
 AGS 425/WP

AISI 304

AGS 529/WP - AGS 530/WP - AGS 531/WP
 AGS 532/WP - AGS 533/WP - AGS 534/WP
 AGS 535/WP - AGS 536/WP - AGS 537/WP
 AGS 538/WP



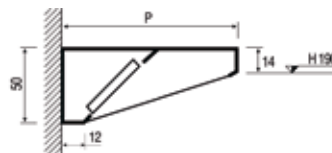
- The special profile makes it ideal for cooking blocks 600-700-900 mm against a wall, even with low ceilings
- Supplied with: impact filters and condensating tray in AISI 430 or AISI 304 Stainless Steel (depending on the hood material)



- The special profile makes it ideal for cooking blocks 600-700-900 mm against a wall, even with low ceilings
- Supplied with: impact filters and condensating tray in AISI 430 or AISI 304 Stainless Steel (depending on the hood material)

AISI 430 CODE	AISI 304 CODE			
AGS 405/WP	AGS 518/WP	1000x700x500	26	2
AGS 406/WP	AGS 519/WP	1200x700x500	30	2
AGS 407/WP	AGS 520/WP	1400x700x500	34	2
AGS 408/WP	AGS 521/WP	1600x700x500	37	2
AGS 409/WP	AGS 522/WP	2000x700x500	44	4
AGS 410/WP	AGS 523/WP	2400x700x500	48	4
AGS 411/WP	AGS 524/WP	2800x700x500	54	5
AGS 412/WP	AGS 525/WP	3000x700x500	57	5
AGS 413/WP	AGS 526/WP	3200x700x500	61	6
AGS 414/WP	AGS 527/WP	3600x700x500	65	6
AGS 415/WP	AGS 528/WP	4000x700x500	71	7

AISI 430 CODE	AISI 304 CODE			
AGS 416/WP	AGS 529/WP	1200x900x500	33	2
AGS 417/WP	AGS 530/WP	1400x900x500	36	2
AGS 418/WP	AGS 531/WP	1600x900x500	39	2
AGS 419/WP	AGS 532/WP	2000x900x500	46	4
AGS 420/WP	AGS 533/WP	2400x900x500	52	4
AGS 421/WP	AGS 534/WP	2800x900x500	58	5
AGS 422/WP	AGS 535/WP	3000x900x500	61	5
AGS 423/WP	AGS 536/WP	3200x900x500	65	6
AGS 424/WP	AGS 537/WP	3600x900x500	70	6
AGS 425/WP	AGS 538/WP	4000x900x500	77	7



WALL TYPE HOODS


Standard series 110 cm

AISI 430

AGS 426/WP - AGS 427/WP - AGS 428/WP
 AGS 429/WP - AGS 430/WP - AGS 431/WP
 AGS 432/WP - AGS 433/WP - AGS 434/WP
 AGS 435/WP

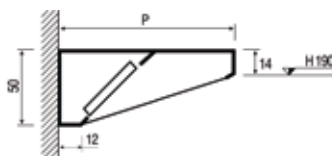
AISI 304

AGS 539/WP - AGS 540/WP - AGS 541/WP
 AGS 542/WP - AGS 543/WP - AGS 544/WP
 AGS 545/WP - AGS 546/WP - AGS 547/WP
 AGS 548/WP



- The special profile makes it ideal for cooking blocks 600-700-900 mm against a wall, even with low ceilings
- Supplied with: impact filters and condensating tray in AISI 430 or AISI 304 Stainless Steel (depending on the hood material)

AISI 430 CODE	AISI 304 CODE			
AGS 426/WP	AGS 539/WP	1200x1100x500	35	2
AGS 427/WP	AGS 540/WP	1400x1100x500	38	2
AGS 428/WP	AGS 541/WP	1600x1100x500	41	2
AGS 429/WP	AGS 542/WP	2000x1100x500	48	4
AGS 430/WP	AGS 543/WP	2400x1100x500	56	4
AGS 431/WP	AGS 544/WP	2800x1100x500	62	5
AGS 432/WP	AGS 545/WP	3000x1100x500	65	5
AGS 433/WP	AGS 546/WP	3200x1100x500	69	6
AGS 434/WP	AGS 547/WP	3600x1100x500	75	6
AGS 435/WP	AGS 548/WP	4000x1100x500	83	7




Standard series 70 cm

AISI 430

AGS 450/WP - AGS 451/WP - AGS 452/WP
 AGS 779/WP - AGS 455/WP - AGS 456/WP
 AGS 457/WP - AGS 458/WP - AGS 459/WP
 AGS 460/WP - AGS 461/WP

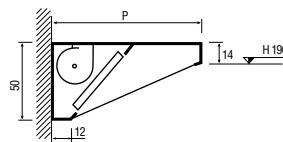
AISI 304

AGS 563/WP - AGS 564/WP - AGS 565/WP
 AGS 566/WP - AGS 567/WP - AGS 568/WP
 AGS 569/WP - AGS 570/WP - AGS 571/WP
 AGS 572/WP - AGS 573/WP



- The incorporated fan and the special profile make it ideal for cooking blocks 600-700-900 mm against a wall, even with low ceilings
- Supplied with : electric fan 550 W (except for AGS 450/WP and AGS 563/WP), 220V mono, 50 Hz, impact filters and condensating tray in AISI 430 or AISI 304 Stainless Steel (depending on the hood material)

AISI 430 CODE	AISI 304 CODE				 Watt	
AGS 450/WP	AGS 563/WP	1000x700x500	36	2	1x300	220 V ~ 50 Hz
AGS 451/WP	AGS 564/WP	1200x700x500	38	2	1x550	220 V ~ 50 Hz
AGS 452/WP	AGS 565/WP	1400x700x500	41	2	1x550	220 V ~ 50 Hz
AGS 779/WP	AGS 566/WP	1600x700x500	45	2	1x550	220 V ~ 50 Hz
AGS 455/WP	AGS 567/WP	2000x700x500	52	4	1x550	220 V ~ 50 Hz
AGS 456/WP	AGS 568/WP	2400x700x500	59	4	1x550	220 V ~ 50 Hz
AGS 457/WP	AGS 569/WP	2800x700x500	73	5	2x550	220 V ~ 50 Hz
AGS 458/WP	AGS 570/WP	3000x700x500	77	5	2x550	220 V ~ 50 Hz
AGS 459/WP	AGS 571/WP	3200x700x500	82	6	2x550	220 V ~ 50 Hz
AGS 460/WP	AGS 572/WP	3600x700x500	87	6	2x550	220 V ~ 50 Hz
AGS 461/WP	AGS 573/WP	4000x1100x500	92	7	2x550	220 V ~ 50 Hz



WALL TYPE HOODS WITH FAN


Standard series 90 cm

AISI 430

AGS 462/WP - AGS 463/WP - AGS 464/WP
 AGS 465/WP - AGS 466/WP - AGS 467/WP
 AGS 468/WP - AGS 469/WP - AGS 470/WP
 AGS 471/WP

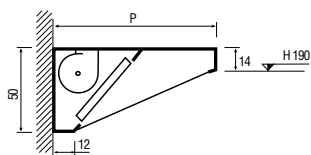
AISI 304

AGS 574/WP - AGS 575/WP - AGS 576/WP
 AGS 577/WP - AGS 578/WP - AGS 579/WP
 AGS 580/WP - AGS 581/WP - AGS 582/WP
 AGS 583/WP



- The incorporated fan and the special profile make it ideal for cooking blocks 600-700-900 mm against a wall, even with low ceilings
- Supplied with: electric fan 550W 220V mono 50 Hz, impact filters and condensating tray in AISI 430 or AISI 304 Stainless Steel (depending on the hood material)

AISI 430 CODE	AISI 304 CODE					Watt	
AGS 462/WP	AGS 574/WP	1200x900x500	40	2	1x550	220 V ~ 50 Hz	
AGS 463/WP	AGS 575/WP	1400x900x500	43	2	1x550	220 V ~ 50 Hz	
AGS 464/WP	AGS 576/WP	1600x900x500	47	2	1x550	220 V ~ 50 Hz	
AGS 465/WP	AGS 577/WP	2000x900x500	54	4	1x550	220 V ~ 50 Hz	
AGS 466/WP	AGS 578/WP	2400x900x500	61	4	1x550	220 V ~ 50 Hz	
AGS 467/WP	AGS 579/WP	2800x900x500	77	5	2x550	220 V ~ 50 Hz	
AGS 468/WP	AGS 580/WP	3000x900x500	82	5	2x550	220 V ~ 50 Hz	
AGS 469/WP	AGS 581/WP	3200x900x500	87	6	2x550	220 V ~ 50 Hz	
AGS 470/WP	AGS 582/WP	3600x900x500	92	6	2x550	220 V ~ 50 Hz	
AGS 471/WP	AGS 583/WP	4000x900x500	97	7	2x550	220 V ~ 50 Hz	




Standard series 110 cm

AISI 430

AGS 472/WP - AGS 473/WP - AGS 474/WP
 AGS 475/WP - AGS 476/WP - AGS 477/WP
 AGS 478/WP - AGS 479/WP - AGS 480/WP
 AGS 481/WP

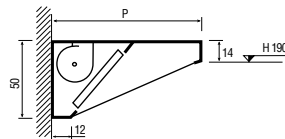
AISI 304

AGS 584/WP - AGS 585/WP - AGS 586/WP
 AGS 587/WP - AGS 588/WP - AGS 589/WP
 AGS 590/WP - AGS 591/WP - AGS 592/WP
 AGS 593/WP



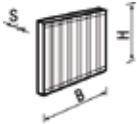
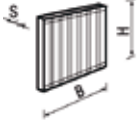
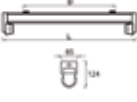
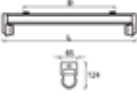

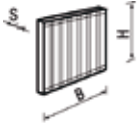
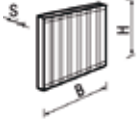


- The incorporated fan and the special profile make it ideal for cooking blocks 600-700-900 mm against a wall, even with low ceilings
- Supplied with: electric fan 550W 220V mono 50 Hz, impact filters and condensating tray in AISI 430 or AISI 304 Stainless Steel (depending on the hood material)

AISI 430 CODE	AISI 304 CODE				 Watt	
AGS 472/WP	AGS 584/WP	1200x1100x500	45	2	1x550	220 V ~ 50 Hz
AGS 473/WP	AGS 585/WP	1400x1100x500	48	2	1x550	220 V ~ 50 Hz
AGS 474/WP	AGS 586/WP	1600x1100x500	51	2	1x550	220 V ~ 50 Hz
AGS 475/WP	AGS 587/WP	2000x1100x500	58	4	1x550	220 V ~ 50 Hz
AGS 476/WP	AGS 588/WP	2400x1100x500	66	4	1x550	220 V ~ 50 Hz
AGS 477/WP	AGS 589/WP	2800x1100x500	82	5	2x550	220 V ~ 50 Hz
AGS 478/WP	AGS 590/WP	3000x1100x500	87	5	2x550	220 V ~ 50 Hz
AGS 479/WP	AGS 591/WP	3200x1100x500	92	6	2x550	220 V ~ 50 Hz
AGS 480/WP	AGS 592/WP	3600x1100x500	97	6	2x550	220 V ~ 50 Hz
AGS 481/WP	AGS 593/WP	4000x1100x500	103	7	2x550	220 V ~ 50 Hz



WALL TYPE HOODS

Accessories

AGS 396		AISI 304 Stainless Steel labyrinth filters - 400x350x30 mm
AGS 397		AISI 304 Stainless Steel labyrinth filters - 400x500x30 mm
AGS 400		light fixture 1 neon 18W 50 Hz with sealed tube. Neon lamp 18x646x500 mm not included
AGS 401		light fixture 1 neon 36W, 50 Hz with sealed tube. Neon lamp 18x646x500 mm not included
AGS 402		speed controller for fan unit single phase. Power supply 230 V, 50 Hz, 135x74x73 mm
AGS 403		AISI 430 Stainless Steel labyrinth filters - 400x350x30 mm
AGS 404		AISI 430 Stainless Steel labyrinth filters - 400x500x30 mm
ADN 330		Fan Motors for hoods - Power 300 Watt/230 Volt/50-60 Hz
ADN 331		Fan Motors for hoods - Power 550 Watt/230 Volt/50-60 Hz

Whirlpool Europe s.r.l.
V.le Guido Borghi, 27
21025 - Comerio - (VA) ITALY
www.whirlpool-professional.com



SENSING THE DIFFERENCE

Specifications and technical information are subject to change at any time.

While every effort has been made to ensure that the information contained in this brochure is correct at time of going to press.

Whirlpool can not be held responsible for any errors or omissions that may come to light after publication.

Products offered for sale may differ from those described or illustrated here and Whirlpool reserve the right to alter specifications without prior notice.

Due to printing limitations the colour of appliances illustrated herein cannot be guaranteed accurate, and should be used for guidance only.

If particular features, colours or measurements as important to you please check with your Whirlpool dealer before purchase.